



TTI Success Insights®
INTERVIEWING INSIGHTS™
General Version



Tammy Test Taker
11-11-2011



Bringing Awareness
ABC Co. Ltd.
789 Street
Springfield, USA
800-555-5555



Behavioral research suggests that the most effective people are those who understand themselves, both their strengths and weaknesses, so they can develop strategies to meet the demands of their environment.

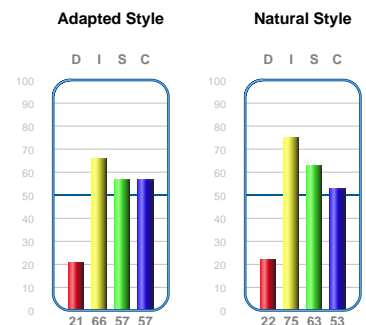
This report analyzes behavioral style, that is, a person's manner of doing things. Is the report 100% true? Yes, no and maybe. We are only measuring behavior. We only report statements which are true or areas of behavior in which tendencies are shown. This valuable information will enable you to thoroughly prepare and conduct the selection/interview process by providing you with a deeper understanding and knowledge of how the candidate can best fit the position you have to offer.



Based on Tammy's responses, the report has selected general statements to provide a broad understanding of her work style. These statements identify the basic natural behavior that she brings to the job. That is, if left on her own, these statements identify HOW SHE WOULD CHOOSE TO DO THE JOB. Use the general characteristics to gain a better understanding of Tammy's natural behavior.

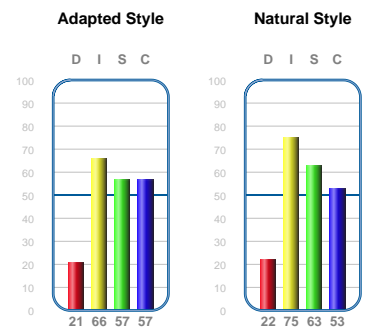
Tammy can be friendly with others in many situations, but primarily with groups of established friends and associates. She is sociable and enjoys the uniqueness of each human being. She can combine and balance enthusiasm and patience. She likes feedback from her manager on how she is doing. She prefers working for a participative manager. She does her best work in this kind of environment. Tammy influences most people with her warmth. She can be seen as a person of good will. She is approachable, affectionate and understanding. She is optimistic and usually has a positive sense of humor. Tammy is most likely to be at her best in situations where important things, such as values, judgments, feelings and emotions are involved. She prides herself on her "intuition." She wants to know what others think of her. She wants and tries to please.

Tammy prefers not disciplining people. She may sidestep direct disciplinary action because she wants to maintain the friendly relationship. Decisions are made after gathering facts and supportive data. She is good at solving problems that deal with people. When she has strong feelings about a particular problem, you should expect to hear these feelings, and they will probably be expressed in an emotional manner. Tammy likes working for managers who make quick decisions. She likes to participate in decision making. Because of her trust and willing acceptance of people, she may misjudge the abilities of others. She is good at giving verbal and nonverbal feedback that serves to encourage people to be open, to trust her and to see her as receptive and helpful.





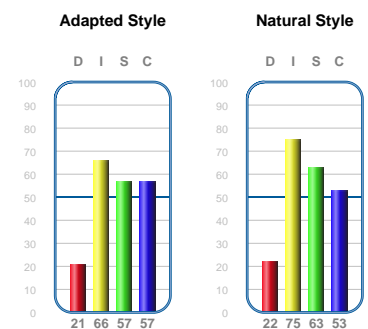
Tammy is always concerned with other people's feelings and thoughts. She is comfortable with most people and can be quite informal and relaxed with them. Even when dealing with strangers, Tammy will attempt to put them at ease. She usually uses many gestures when talking. She often makes suggestions to others, but rarely attempts to force her ideas on them. It is important for Tammy to use her people skills to "facilitate" agreement between people. She tends to look at all the things the group has in common, rather than key in on the differences. She will optimistically interact with people in an assured, diplomatic and poised manner. She tends to influence people to her way of thinking by using verbiage as compared with others who like to use reports. She judges others by their verbal skills and warmth.





This section identifies the ideal work environment based on Tammy's basic style. People with limited flexibility will find themselves uncomfortable working in any job not described in this section. People with flexibility use intelligence to modify their behavior and can be comfortable in many environments. Use this section to identify specific duties and responsibilities that Tammy enjoys and also those that create frustration.

- Assignments with a high degree of people contacts.
- Jobs for which standards and methods are established.
- Work place where people seldom get mad.
- Assignments that can be completed one at a time.
- Democratic supervisor with whom she can associate.
- Practical work procedures.

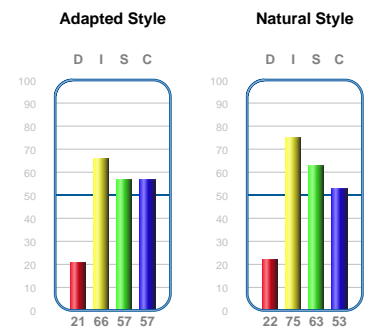




VALUE TO THE ORGANIZATION

This section of the report identifies the specific talents and behavior Tammy brings to the job. By looking at these statements, one can identify her role in the organization. The organization can then develop a system to capitalize on her particular value and make her an integral part of the team.

- People-oriented.
- Creative problem solving.
- Will gather data for decision making.
- Flexible.
- Concerned about quality.
- Positive sense of humor.
- Accomplishes goals through people.
- Optimistic and enthusiastic.





1. Describe your career goals:
2. How do you plan to achieve these goals?
3. What factor do you feel may hinder your success?
4. What do you expect from your manager?
5. How do you determine your priorities?
6. What are your most significant accomplishments?
7. How do you deal with people you don't like?



Tammy Test Taker

11-11-2011

MOST

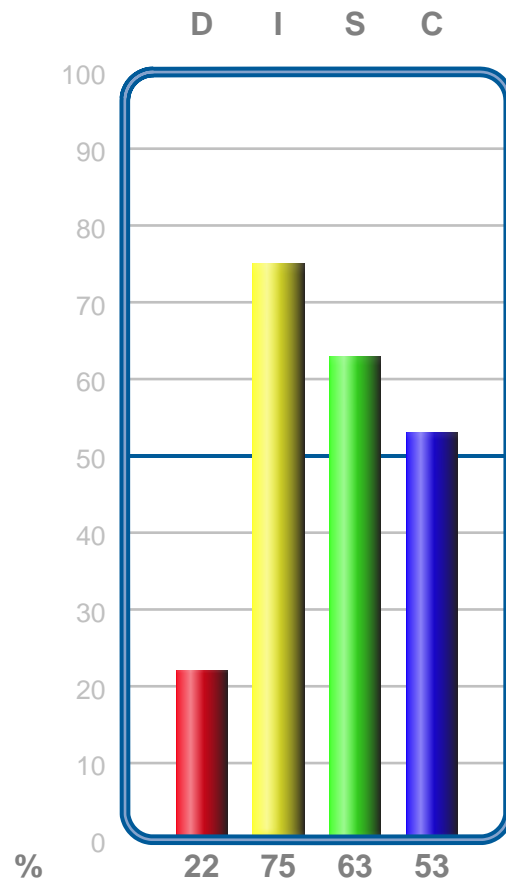
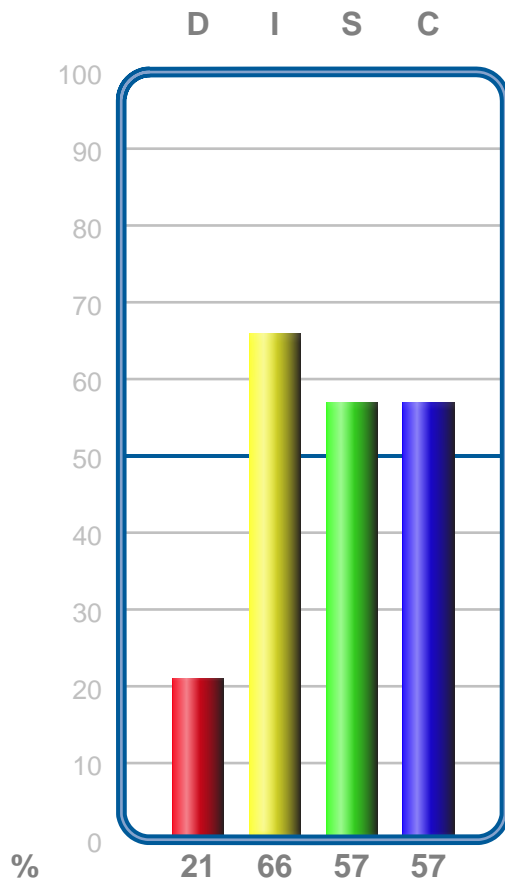
Graph I

Adapted Style

LEAST

Graph II

Natural Style



Norm 2011 R4



The Success Insights® Wheel is a powerful tool popularized in Europe. In addition to the text you have received about your behavioral style, the Wheel adds a visual representation that allows you to:

- View your natural behavioral style (circle).
- View your adapted behavioral style (star).
- Note the degree you are adapting your behavior.
- If you filled out the Work Environment Analysis, view the relationship of your behavior to your job.

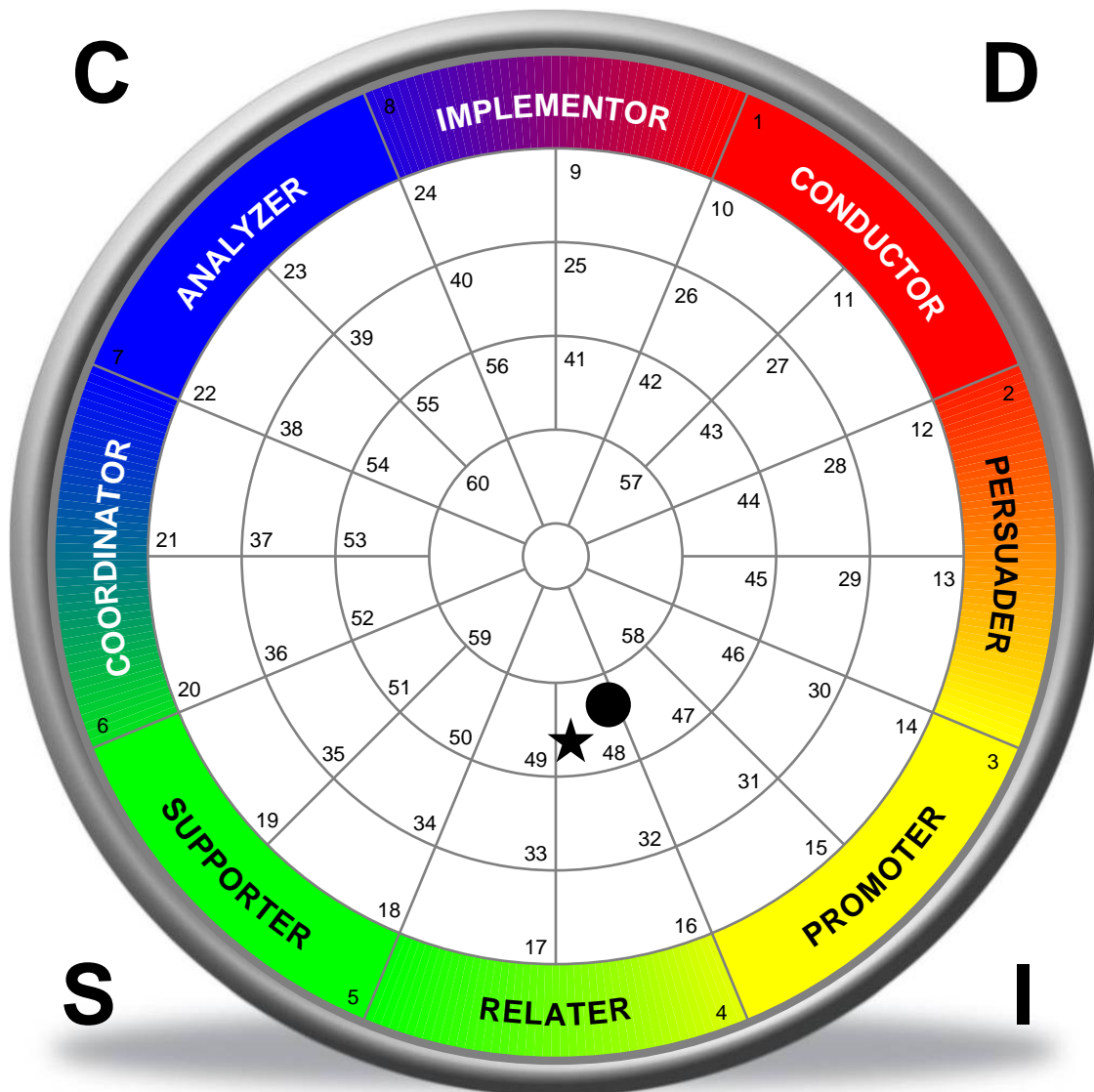
Notice on the next page that your Natural style (circle) and your Adapted style (star) are plotted on the Wheel. If they are plotted in different boxes, then you are adapting your behavior. The further the two plotting points are from each other, the more you are adapting your behavior.

If you are part of a group or team who also took the behavioral assessment, it would be advantageous to get together, using each person's Wheel, and make a master Wheel that contains each person's Natural and Adapted style. This allows you to quickly see where conflict can occur. You will also be able to identify where communication, understanding and appreciation can be increased.



Tammy Test Taker

11-11-2011



Adapted: ★ (48) PROMOTING RELATER (ACROSS)

Natural: ● (48) PROMOTING RELATER (ACROSS)

Norm 2011 R4

ABC Co. Ltd.
789 Street